




# LP4300

**Eagle-Eye Precision Low-Profile  
Electronic Platform Scale**

## FEATURES

- **Specifically designed for water & wastewater applications**
- **Four (4) load cell design**
- **Accuracy unaffected and independent of load position**
- **Low 3-inch platform height**
- **Low cost, high accuracy**
- **Floating ball-bearing leveling feet adjusted from top of platform**
- **Stainless steel load cells and hardware**
- **Capacities to 20,000 lbs.**



**Enchlor Inc. Precision Low Profile Platform Scales are designed for applications requiring accuracies of  $\pm 0.1\%$ . The scale can be used with liquids or dry powders, because accuracy is unaffected and independent of container positioning. The LP400 scale is easy to install and maintain. Leveling the LP4300 is performed from the top of the scale deck on site with a screwdriver. The weighing surface is protected by a textured Polane® finish. The load cells, leveling feet and hardware are stainless steel. Use with Eagle Microsystems single, dual or multiple channel weigh indicator/transmitters. See the product data sheet for Model EI-1000/2000S Digital Weigh Indicators.**

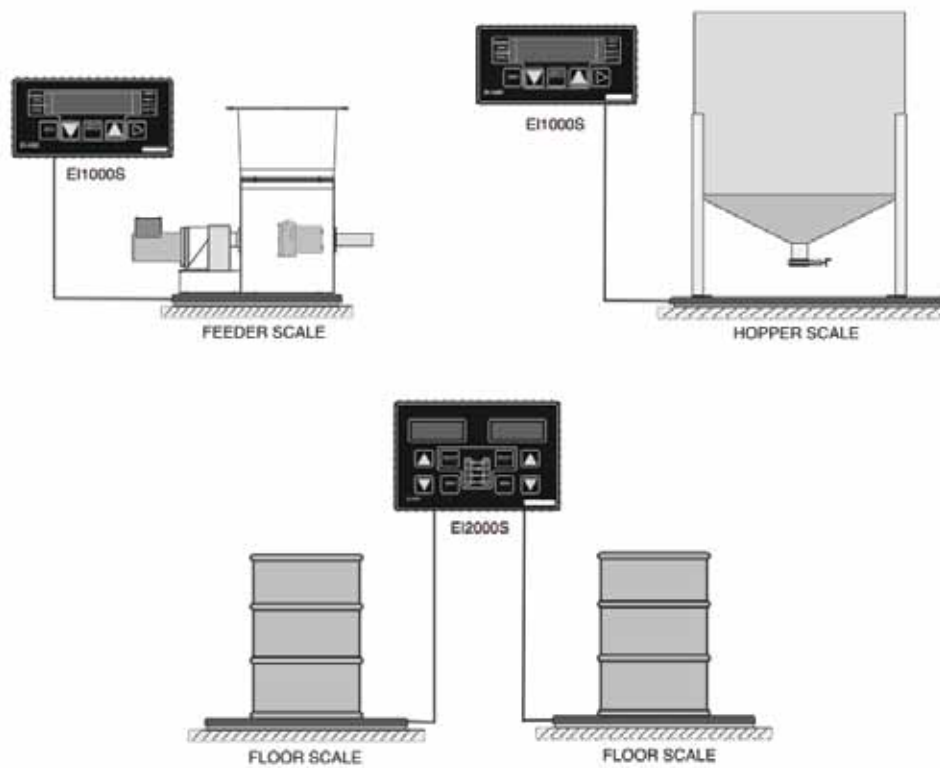
*Polane is a registered trademark of Sherwin-Williams Corp.*

# LP4300

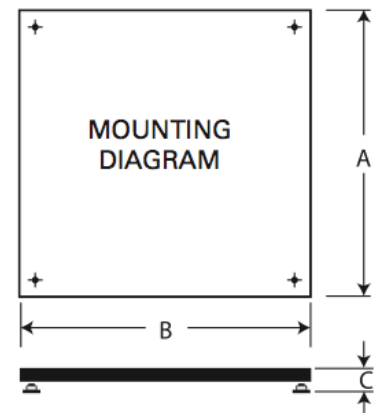
## Eagle-Eye Precision Low-Profile Electronic Platform Scale

Specification	
Accuracy	0.1% FS
Safe Load	200% of Capacity
Load Cells	S.S. Beam-type
Leveling Feet	S.S. Captive Ball
Hardware	Stainless Steel
Decking Standard	Cold Rolled Steel
Standard Finish	Textured Polane Polyurethane Enamel
Connection Cable	15 ft. shielded

Options
Custom platform sizes
Stainless steel deck
Loading ramps
Epoxy coating
Barrel stops & tie downs
Custom equipment / vessel mounts
PVC deck cover
NTEP-approved load cells



Standard Sizes & Capacities				
Size	A Dim.	B Dim.	C Dim. (min.)	Capacity
30 x 30	30"	30"	3"	to 8,000#
36 x 36	36"	36"	3"	to 8,000#
42 x 42	42"	42"	3"	to 8,000#
48 x 48	48"	48"	3"	to 8,000#
48 x 48	48"	48"	3.75"	10K to 20K#
54 x 54	54"	54"	3.75"	10K to 20K#
60 x 60	60"	60"	3.75"	10K to 20K#
72 x 72	72"	72"	3.75"	10K to 20K#



130 West Main Street, Silverdale, PA 18962  
 Phone (215) 453-2533 – Fax (215) 453-1101  
[www.enchlor.com](http://www.enchlor.com)